




## HS-200AN Technical Data Sheet



|  |  |
|--|--|
| Pitch: 25.4mm<br>Minimum Width: 45mm<br>Open Area: 0%<br>Approved: FDA<br>Rod: Ø 4.9mm<br>Flight: Yes<br>Side Guard: No<br>Curve: No |  |
|--|--|

### Data

| Belt Material | Belt Strength |         |       | Temperature |           | Belt Weight<br>(Kg/M <sup>2</sup> ) |
|---------------|---------------|---------|-------|-------------|-----------|-------------------------------------|
|               | Straight      |         | Curve | °C (min.)   | °C (max.) |                                     |
|               | Kg/M(BW)      | N/M(BW) |       |             |           |                                     |
| Polypropylene | 1155          | 11550   | --    | 1           | 100       | 5.34                                |
| Polyethylene  | 1105          | 11050   | --    | -60         | 60        | --                                  |
| Acetal        | 1520          | 15200   | --    | -40         | 80        | --                                  |
| Nylon         | 1310          | 13100   | --    | 1           | 180       | --                                  |

**BW – Belt Width**

### Color Table

| Polypropylene |   |   |    |   | Polyethylene |   |   |    |   | Acetal |   |   |    |   | Nylon |   |   |    |   |
|---------------|---|---|----|---|--------------|---|---|----|---|--------|---|---|----|---|-------|---|---|----|---|
| W             | G | N | DB | B | W            | G | N | DB | B | W      | G | N | DB | B | W     | G | N | DB | B |
| ●             | ● |   |    |   |              |   | ● |    |   | ●      |   |   |    | ● |       |   |   | ●  |   |

W-White, G-Gray, N-Nature, DB-Dark brown, B-Blue

### Friction Tables

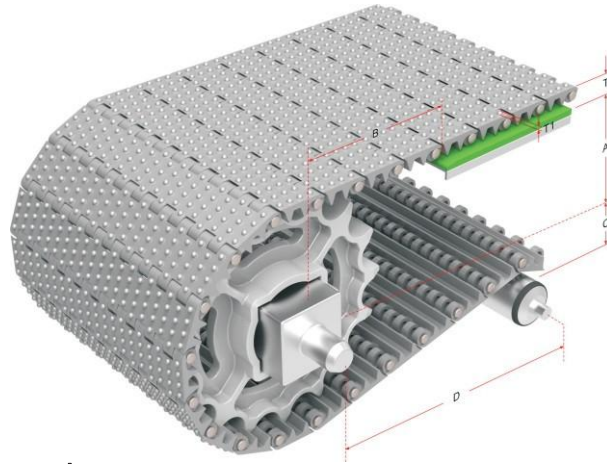
| Belt Material | Friction Wear strips & Products |      |       |       |      |         |           |          |
|---------------|---------------------------------|------|-------|-------|------|---------|-----------|----------|
|               | UHMW                            | HDPE | Steel | Glass | SUS  | Plastic | Cardboard | Aluminum |
| Polypropylene | 0.32                            | 0.24 | 0.15  | 0.09  | 0.13 | 0.08    | 0.15      | 0.25     |
| Polyethylene  | 0.13                            | 0.11 | 0.26  | 0.19  | 0.31 | 0.16    | 0.21      | 0.41     |
| Acetal        | 0.11                            | 0.09 | 0.27  | 0.16  | 0.26 | 0.15    | 0.19      | 0.28     |
| Nylon         | 0.18                            | 0.13 | 0.25  | 0.16  | 0.26 | 0.16    | 0.19      | 0.27     |

SUS – Stainless Steel

### Equivalent type with other Brand

| Brand Name    | Intralox | UNI   | Rexnord | MCC | Habasit | KVP   |
|---------------|----------|-------|---------|-----|---------|-------|
| Series & Type | 1600     | SNB   | 1000    |     | M2400   | 610   |
|               | 1650     | CNB   | 1010    |     | M2500   | 208CL |
|               | 200      | OPB   | 7700    |     | M2600   | 20835 |
|               | 880/850  | L-SNB | 6390    |     |         | 13610 |

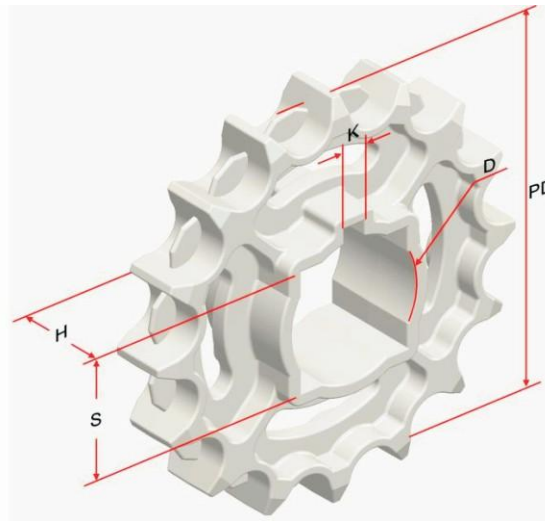
The above content is only for reference.



**Conveyor Frame Dimensions**

Unit : mm

| No. Teeth | A ( Min.) | B ( Min.) | C ( Max.) | D ( Min.) | T  | T1  |
|-----------|-----------|-----------|-----------|-----------|----|-----|
| 7         | 23.5      | 38.5      | 22.5      | 200       | 10 | 1.5 |
| 8         | 28.4      | 43.4      | 27.4      | 200       |    |     |
| 10        | 36.3      | 51.3      | 35.3      | 200       |    |     |
| 12        | 44.3      | 59.3      | 43.3      | 200       |    |     |
| 16        | 61        | 76        | 60        | 200       |    |     |
| 20        | 77.5      | 92.5      | 76.5      | 200       |    |     |



**Sprocket Dimensions**

Unit: mm

| No. Teeth | PD   | S              | D                        | H  | K   |
|-----------|------|----------------|--------------------------|----|-----|
| 7         | 57   | 25.2           | --                       | 22 | --  |
| 8         | 66.8 | --             | 25.4/25.5/30.5           | 22 | 6X6 |
| 10        | 82.6 | 38.5/40.5      | 20.5/25.5/30.5/45.5      | 22 | 6X6 |
| 12        | 98.7 | 35.5/38.5/40.5 | 20.5/25.5/30.5/40.5/45.5 | 38 | 8X8 |
| 16        | 132  | 35.5/38.5/40.5 | 25.5/30/35               | 34 | 8X8 |
| 20        | 165  | 40.5           | 47.5                     | 38 | 7X7 |